



■ FINANZ_TOTALE_PUBBLICO (2007-2013)

■ FINANZ_TOTALE_PUBBLICO (2014-2020)




OC_FINANZ_STATO_FSC_NETTO:
(2007-2013)

OC_FINANZ_STATO_FSC_NETTO:
(2014-2020)




OC_FINANZ_REGIONE_NETTO: (2007-2013)

OC_FINANZ_REGIONE_NETTO: (2014-2020)




OC_FINANZ_COMUNE_NETTO: (2007-2013)

OC_FINANZ_COMUNE_NETTO: (2014-2020)




OC_FINANZ_ALTRO_PUBBLICO_NETTO: (2007-2013)
OC_FINANZ_ALTRO_PUBBLICO_NETTO: (2014-2020)



OC_FINANZ_TOT_PUB_NETTO: (2007-2013)

OC_FINANZ_TOT_PUB_NETTO: (2014-2020)



ECONOMIE_TOTALI: (2007-2013)

ECONOMIE_TOTALI: (2014-2020)

30000

22500
21.521,01

15000


7500

0

0



ECONOMIE_TOTALI_PUBBLICHE: (2007-2013)
ECONOMIE_TOTALI_PUBBLICHE: (2014-2020)




■ IMPEGNI: (2007-2013)

■ IMPEGNI: (2014-2020)


7000000
5250000
3500000
1750000
0

179.000


6.460.000



OC_IMPEGNI_GIURID_VINCOLANTI: (2007-2013)
OC_IMPEGNI_GIURID_VINCOLANTI: (2014-2020)



OC_IMPEGNI_TRASFERIMENTI: (2007-2013) OC_IMPEGNI_TRASFERIMENTI: (2014-2020)



TOT_PAGAMENTI: (2007-2013)

TOT_PAGAMENTI: (2014-2020)

6000000

4500000


3000000

1500000


0

5.064.427,44

157.478,99



OC_TOT_PAGAMENTI_BENEFICIARI: (2007-2013)
OC_TOT_PAGAMENTI_BENEFICIARI: (2014-2020)



COSTO_REALIZZATO: (2007-2013)

COSTO_REALIZZATO: (2014-2020)

6000000

5.064.427,44

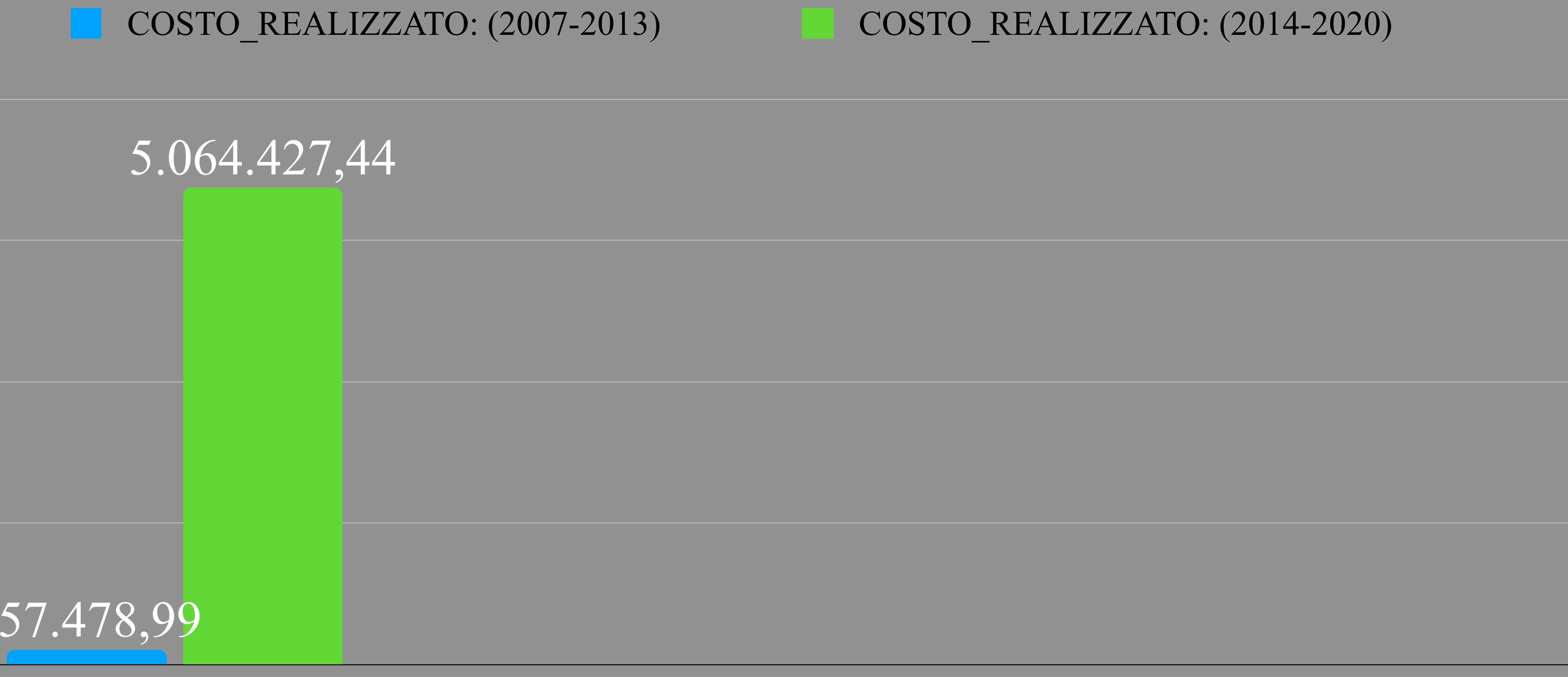
4500000

3000000

1500000

157.478,99

0



OC_TOT_PAGAMENTI_FSC: (2007-2013)

OC_TOT_PAGAMENTI_FSC: (2014-2020)

3000000

2250000

1500000

750000

0

2.532.213,78

0

