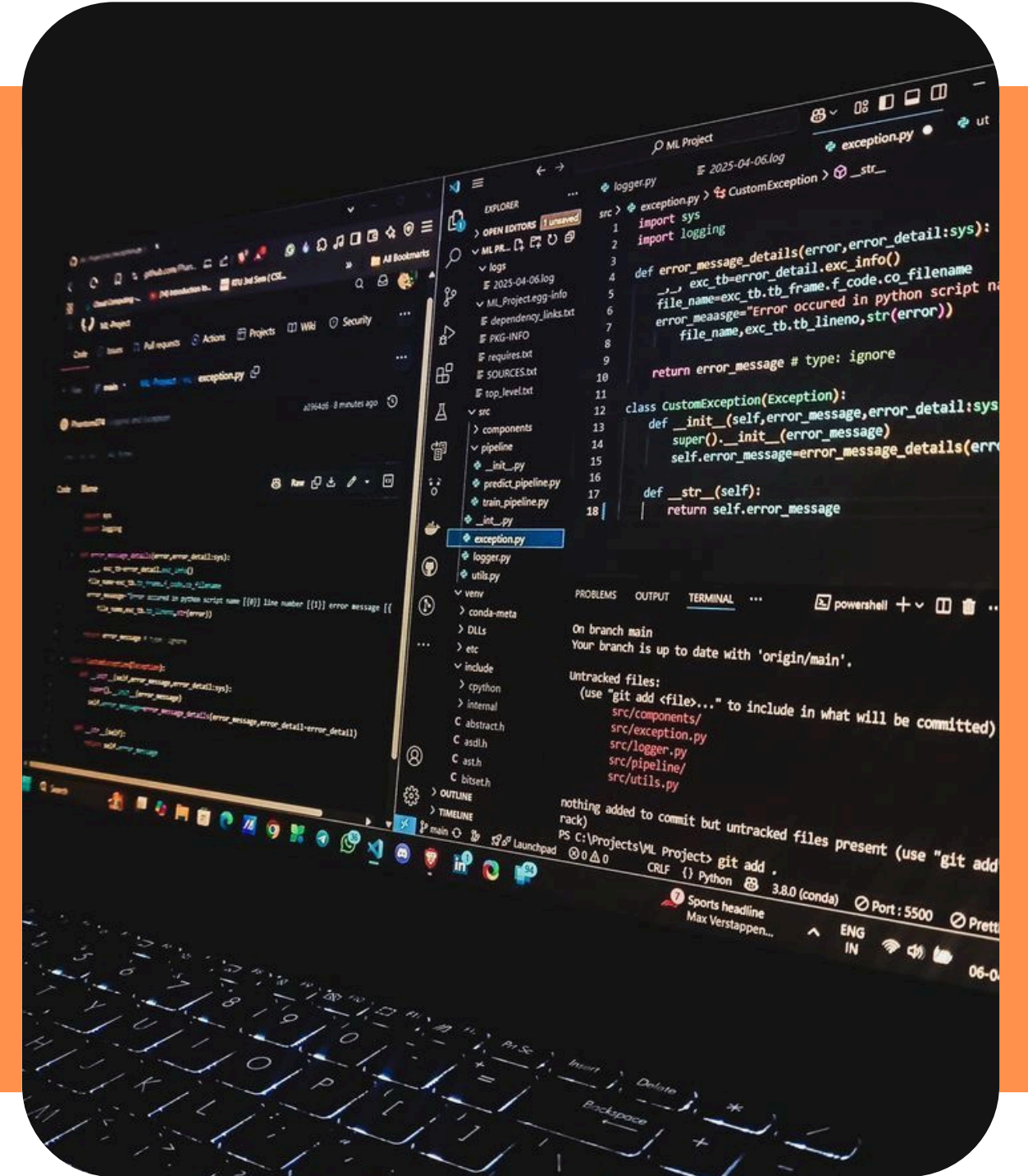




CIVIC MONITORING PROCESS


What Is Civic Monitoring?

- Civic monitoring means observing and analysing public projects
- Citizens check how public money is used
- It promotes transparency, participation, and democracy





Why We Chose Civic Monitoring


- To understand European-funded projects
 - To become active and informed citizens
 - To analyse a project connected to our territory
- 

Step 1: Choosing the Project


- We selected the INTERREG Italia-Croazia TESTEAT project
- The partner of the project to monitor is CIVICFORM in Cividale del Friuli
- The project is linked to education and civic participation



Step 2: Collecting Data



- Use of OpenCoesion and Interreg platforms
- Analysis of official documents and websites
- Focus on objectives, funding, partners, and activities





Step 3: Field Research

- Observation of project activities
- Analysis of how the project is implemented locally
- Comparison between planned objectives and real actions


Step 4: Interviews and Stakeholders

- Meetings with project managers or local authorities
- Dialogue with CIVICFORM representatives
- Listening to people involved in the project





Step 5: Analysis and Evaluation

- Evaluation of strengths and weaknesses
 - Analysis of social and educational impact
 - Reflection on results and possible improvements
- 



Step 6: Communicating Results

- Written reports and presentations
- Digital products (videos, infographics)
- Sharing results with the school and the community



What We hope to Learn

- How civic monitoring works in practice
- 

- The importance of transparency and participation

- Our role as active European citizens
- 